


# Pick a Tree

**Instructions:** Every time you say "peach" \_\_\_\_\_ times, draw a peach on the peach tree. Every time you say "pear" \_\_\_\_\_ times, draw a pear on the pear tree. Please return by: \_\_\_\_\_.



**Homework:**

- Please have your child complete all the activities below.
- Please have your child complete only the activities checked below.
- Touch each peach and say, "I reach for a peach." Touch each pear and say, "There is a pear."
- Practice these other "P" words: pen, paint, pet, pay, paw paw, pop, park, pan.
- Paint a picture.
- Say "Pat a cake, pat a cake, baker's man. Bake me a (peach/pear) pie as fast as you can! Roll it and pat it and mark it with a 'P'. Put it in the oven for Pig, Pup, and me."

\_\_\_\_\_

Name

\_\_\_\_\_

Helper Signature

\_\_\_\_\_

Date

\_\_\_\_\_



Speech - Language Pathologist

Target: Initial P

# What's Different?

# "Palm Tree Paradise" • Initial P

Directions: There are at least 5 differences between the two scenes. How many can you find? Circle them.



©1996 Super Dupre® School Company

Practice saying these words: palm trees penguin parachute pyramids pelican pencil  
poodle pizza parrot polar bear

Name \_\_\_\_\_

Helper's Signature \_\_\_\_\_